



National Marine Manufacturers Association

nmma.org

ECONOMIC SIGNIFICANCE OF RECREATIONAL BOATING IN LOUISIANA

CONGRESSIONAL DISTRICT 2

Number of Recreational Boats*	22,329
Recreational Boating Industry Businesses	114
Total Jobs	1,676
Annual Recreational Boating-Related Spending	\$91.0 MILLION

TOTAL ANNUAL ECONOMIC IMPACT OF RECREATIONAL BOATING:

\$213.8 MILLION



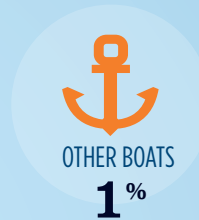
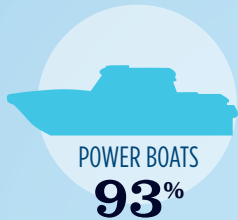
RECREATIONAL BOATS IN LA-2

TOTAL BOATS* ▶ 22,329

REGISTERED BOATS 22,329

Power boats	20,621
PWCs	1,185
Sailboats	298
Other Boats	225

HOUSEHOLDS PER BOAT 12.7

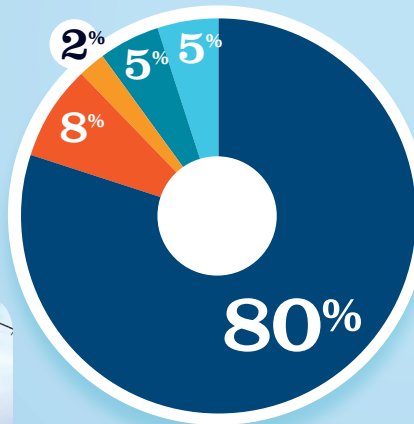


* Total boats are registered boats as reported by states to the USCG.

RECREATIONAL BOATING CREATES JOBS IN LA-2

TOTAL BOATING JOBS ▶ 1,332

Boat Building	62
Motor / Engine Mfgr.	68
Accessory / Supplies Mfgr.	26
Dealers / Wholesalers	109
Boat Services	1,067



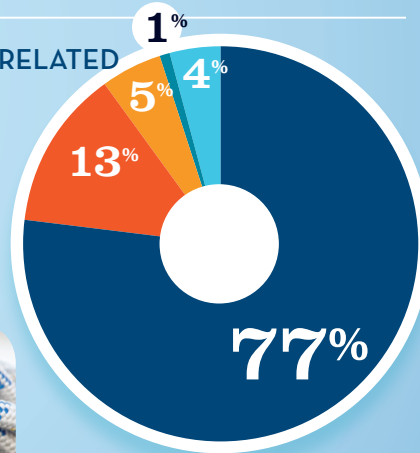
● BOAT BUILDING ● DLRS/WHOLESALERS
● MOTOR/ENG. MFG. ● BOAT SERVICES
● ACC./SUPPLIES MFG.



RECREATIONAL BOATING-RELATED BUSINESSES IN LA-2

TOTAL BUSINESSES ▶ 114

Boat Building	4
Motor / Engine Mfgr.	1
Accessory / Supplies Mfgr.	6
Dealers / Wholesalers	15
Boat Services	88



● BOAT BUILDING ● DLRS/WHOLESALERS
● MOTOR/ENG. MFG. ● BOAT SERVICES
● ACC./SUPPLIES MFG.

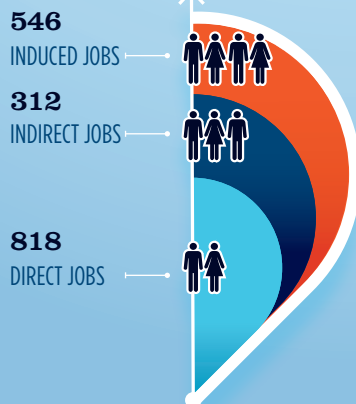


ESTIMATED JOBS IMPACT OF RECREATIONAL BOATING-RELATED SPENDING IN LA-2

EST. TOTAL JOBS ▶ 1,676

EST. TOTAL LABOR INCOME ▶ \$69.4 MILLIONS

Est. Direct Income	\$28.0
Est. Indirect Income	\$17.5
Est. Induced Income	\$23.9



RECREATIONAL BOATING INDUSTRY SALES IN LA-2

Boat Building	\$16.0 MILLION
Motor / Engine Mfgr.	\$40.0 MILLION
Accessory / Supplies Mfgr.	\$7.2 MILLION
TOTAL MFG. SALES	\$63.2
Dealers / Wholesalers	\$51.5 MILLION
Boat Services	\$337.8 MILLION
TOTAL RETAIL & SERVICES SALES	\$389.3

● BOAT BUILDING ● DLRS/WHOLESALERS
● MOTOR/ENG. MFG. ● BOAT SERVICES
● ACC./SUPPLIES MFG.